

Mrs. White's First Grade Handbook



2011-2012

First Grade Handbook

Table of Contents

ABC's of First Grade

1st Grade Behavior Management Plan

Strategies for Helping Your Child Decode Words

Stuck on a Word Strategies

Spelling Practice Fun

1st Grade Supply List

Mrs. White's Class List

Mrs. White's Class Schedule

ABC's of First Grade

About Your Teacher: I received a Bachelor's degree in Elementary Education from Northern State University in May 2009. I worked at Simmons Elementary in Aberdeen, SD for one year in the CARE program with 2nd and 3rd graders. Then my family moved to Redfield and I worked as an aide in Kindergarten last year. Some of you may remember me as Ms. Gilbert, but I got married this summer and now I am Mrs. White! My husband, Wayde, works at Gary's OK Tire. We have two little girls. Amiya is 2 years old and Taelyn is 1. This is my first year of teaching and I am very excited to be working with you!

Absences: If your child is going to be absent from school, or late to school, please call the elementary office at 472-4520, ext. 1005, or Mrs. White at 472-4520, ext. 1039. Following your child's absence, I may send make-up work home if there are assignments your child needs to complete. Recess time will sometimes be used for make-up work. If your child needs to leave school early for doctor appointments etc., please send a note informing me of the date and time. Please pick your child up at the office'

Allergies: Please let me know if your child has any allergies.

Arrival: Students need to arrive as close to 8:15 a.m. as possible as this is the time they can come into the building to start class. School starts at 8:20 a.m. Playground supervisors are on duty at 8:00 a.m. Please do not drop your child off before this time.

Birthdays: All students will get a chance to celebrate their birthday during the school year. Children whose birthday falls during the summer will celebrate in August or May. Children whose birthday falls during a school break, will celebrate in the week before or after the break. I will put these special days on the snack calendar. Your child may bring a special treat for the class on his or her birthday celebration day. They may also bring 1 show and tell item to share with the class. As per school policy, birthday party invitations may not be handed out at school.

Book Orders: I will send out monthly book orders from Scholastic Book Club. If you would like to order any of these, please mark your selection on the order form and send it back with cash or check for the correct amount. Please make your checks out to Scholastic Book Club. Scholastic Book Club is a great way to get reasonably priced books for your home library! We also earn bonus points for free books and items for our classroom. I will be setting up online ordering for those who are interested. I will send more information with the book order forms. We earn a free book for our classroom for every order placed online.

Bucket Fillers: We will use the Bucket Fillers program and books to help teach children to be "bucket fillers" and not "bucket dippers". The overall goals of this program are to teach students to:

- Put others feelings ahead of their own.
- Decrease the incidence of bullying.
- Take responsibility for their actions.
- Help to create a safe, warm, and caring environment.

Our focus this year will be to fill one another's buckets. Bucket Filling is something everyone can do and practice every day. If you would like more information about Bucket Fillers, please feel free to contact me or visit: <http://www.bucketfillers101.com/>

Behavior Management: First Grade uses a stoplight plan for monitoring student behavior. All students begin the day with their race car on the green light. When a rule is broken, students move their car from green to yellow or from yellow to red. Consequences do not start until their race car has moved from the red light to the Pit Stop.

Class Rules

1. Treat others the way you want to be treated.
2. Show respect to everyone.
3. Use kind words and actions.
4. Be a bucket filler.
5. Be safe.

Consequences

If a student chooses to break a rule:

- 1st Time - Move car to **yellow**
- 2nd Time - Move car to **red**
- 3rd Time - Move car to the **Pit Stop** (loss of 5 minutes of extra-curricular activity or 5 minutes after school)

* An extra 5 minutes will be added for every additional time a rule is broken and may result in a call or note home to parents.

** If students are able to keep their car on green, they will receive a penny on their desk at the end of each day. These coins can be traded in for prizes each week.

Character Counts: The Guidance program at Redfield Elementary School holds a monthly recognition of students who have demonstrated positive character traits throughout the month. One student from each room is selected and recognized during a monthly assembly. They receive a t-shirt and are invited to a reception held by Mrs. Stover. The Six Pillars of Character are: Trustworthiness, Respect, Responsibility, Fairness, Caring, and Citizenship. For more information about the pillars, please visit: <http://charactercounts.org/sixpillars.html>

Contact Information: Please feel free to contact me with any questions or concerns. I can be reached in the following ways:

School: 605-472-4520 ext. 1039
E-mail: emily.white@k12.sd.us
Cell Phone: 605-228-5732 (during non-school hours, before 9:00 p.m.)

Daily Communication: The **Take Home Folder** is KEY to parent/school communications. Please remember to check for messages and return them each day. Communication between home and school is very important and beneficial for your child. Your child's Take Home Folder may contain notes, reading sheets, monthly calendars, snack calendars, newsletters and other important information.

DEAR: Students will have DEAR (Drop Everything and Read) time throughout the week. They will pick a leveled book from their book baggie and read silently at their desk.

Dismissal: School is dismissed at 3:20 p.m. If your child's after school plans are different from the usual routine, please send a signed note informing me of the change.

D'Nealian: Our school uses the D'Nealian method of handwriting. Here is the correct formation of of each letter and number.



E-mail: If you provide me with your e-mail address, I may e-mail reminders to you about programs, field trips, and other upcoming activities. This is also a great way to contact me with questions or concerns. Please keep in mind that I may not be able to check my e-mail until after school. My e-mail address is: emily.white@k12.sd.us








Exercise: 1st Graders are bursting with energy, so we provide many opportunities for exercise. The children will have a recess before lunch every day. They will also attend P.E. two times a week. We will have an afternoon recess on the days we don't have P.E. Recess will be held outdoors, weather permitting.

Field Trips: First graders may have the opportunity to go on educational field trips throughout the year. You will be informed in advance of these trips and I may ask for volunteers to help chaperone.

Foster Grandparents: Foster Grandparents spend time in our classroom helping the teacher and students. The students enjoy reading to them or getting help from them.

Grading:	1st Grade Grading Scale	
	98 - 100	S+
	90 - 97	S
	85 - 89	S-
	84 & Below	N

1st Grade Correcting Guide

	<u>CIRCLE</u>	if the answer is wrong
	<u>BW</u> <u>CIRCLE</u> AND <u>BW</u>	for backwards numbers and letters
	<u>SP</u> <u>CIRCLE</u> AND <u>SP</u>	if the word is spelled incorrectly
	<u>CIRCLE</u> AND <u>SLASH</u>	through a capital letter if it should be small
	<u>LO</u> <u>BOX</u> AND <u>LO</u>	if something is left out
	<u>3 LINES</u>	under the letter if it should be capital
	A <u>LOOP</u>	if a letter or word should be deleted

Helpers: One student will be chosen to be helper each day. The helper will do all special jobs for the day. Each student will have several chances to be the helper throughout the school year.

Homework: First grade is a time of learning responsibility. Homework will usually be nightly spelling word practice and reading. Their homework should take no more than 10 to 20 minutes.

Holding the Pencil: It is important for first graders to learn the correct way to hold a pencil. This picture shows the proper hand grip. Please help your child master this as it will help them with their hand writing now and in the future!



Independent Learner: One of my goals as a teacher is to work hard to help each student become an independent reader, worker and thinker.

Journals: We will be doing many journal writing activities in first grade along with our reading series. We will start with a review of our names and sentences with sight words learned in kindergarten. By the end of the year, you will be amazed at the stories your child will be able to write on his/her own.

Kindness: My goal for our class is to create a community of learners where students show kindness and respect. We will work each day to keep our room a safe place where all students feel comfortable. Students in my classroom will be encouraged and expected to treat everyone with kindness and respect.

Lunch: Our lunch is from 11:05 - 11:25 a.m. Parents are welcome to eat lunch with their child. I will send home a copy of the lunch menu each month.

Math: Our Math program uses a very hands-on approach which helps students understand the math concepts that are taught and challenges them to be problem solvers. In first grade, your child will learn addition and subtraction facts to 20, telling time to the hour and half-hour and fractions. We will also write and understand numbers to 120 and learn place value.

Media Center (Library): The students will go to the Media Center once per week to listen to stories and complete activities with Mrs. Morris. During this time, they will also be able to check out one library book. I will send children to the Media Center as time allows, when they return their library books on non-Media Center days.

Medicine: If your child needs to take medicine at school, it must be taken to the nurse in its original container. She will give you the necessary paperwork to complete. No medicine will be given to your child without signed permission. Cough drops may be sent with a written note, and I will keep them in the classroom for your child to use as needed.

Money: Money is difficult for a child to keep track of. Please send any money in a sealed, labeled envelope including your child's name, the amount enclosed, and the purpose of the money so that we may get it to the proper location/person.

Newsletters: I will send newsletters out occasionally to tell you what we are learning, activities we are planning, and possibly request supplies or volunteers for a project we may be planning.

Notes are Needed:

- If there is a change from the normal after-school routine.
- If it is necessary to have cough drops or other medicine.
- If your child must stay in for recess due to illness.

Office: Sign in and out at the office when picking up or dropping off your child. The Elementary Office can be reached at: 605-472-4520 ext. 1005.

Parent Involvement: Your support of school activities makes your child feel important and sends the message that you value school. Please contact me if you would like to volunteer in our classroom or even if you would just like to come in for a visit. We would love to have you be a part of our day!

PTSA: The Parent Teacher Student Association exists to promote the welfare of all children. They sponsor worthwhile experiences for our children, family activities and gifts to the school. Parents are encouraged to join and participate in all activities. Yearly events are outlined and explained at the first PTSA meeting held each fall.

Parties: We will have classroom parties to celebrate Fall Festival, Christmas, Valentine's Day and Easter. I will plan games and activities, and I ask that each parent sign up to provide treats or a drink for one of our parties.

Questions: If you ever have any questions, please feel free to either call me or e-mail me. I will always try to respond in a timely manner. E-mail is the best way to contact me! Please keep in mind however, that I may not be able to get back to you until after school. If you have an emergency, please contact Mrs. Solheim in the elementary office at: 605-472-4520 ext. 1005.

Reading: It is my goal that your child will become an independent reader during first grade. To help your child succeed, (s)he should spend at least 15 minutes per day reading or being read to. Our reading series contains phonics, grammar and writing lessons along with a reading selection. Your child will bring home books and word lists that (s)he is required to read to you. Please take the time to sit with your child and listen to him/her practice reading the stories and word lists. The stories review phonetic skills and the word lists will review the vocabulary words that we are working on in class. If I feel your child needs more assistance, I will contact you. The more a child reads, the easier it becomes. If your child has trouble reading, he/she may need to read even more.

Ten Ways to Become a Better Reader:

- | | | | | |
|---------|---------|---------|---------|----------|
| 1. Read | 2. Read | 3. Read | 4. Read | 5. Read |
| 6. Read | 7. Read | 8. Read | 9. Read | 10. READ |

It is very important that you take the time to sit beside your child and give him/her your full attention to ensure that he/she reads each word correctly. I have attached two sheets to give you ideas on how to help your child succeed in reading.

Reading Rewards: Redfield Elementary will once again be implementing a Reading Rewards program. Beginning in September, parents will be asked to read 2 books a week to their child for a total of 8 books for the month. In October, books will be sent with your child that they will be asked to read to you. There will be a special activity each month for those students that meet their Reading Rewards goal.

Report Cards: Report cards are sent home with children in grades K-6 at the end of each quarter. Parents may also receive quarterly reports from special education and Title I.

Responsibility: This is a big goal for 1st graders and one we work on all year! At the beginning of each day, the children will turn in their Take Home Folder and books or homework. It is important that the folder is returned to school each day! It is their job to put these things in the appropriate place in the room. I will also remind the students of their responsibility to get notes out at home to share with you.

Snacks: A monthly snack calendar will be sent home with your child. On your child's snack day, we ask that you please send a healthy snack to share with the class. (I will let you know if there are any classmates who have an allergy that would limit the kind of snack that we can have in our room.) Snacks can be prepackaged or home-made, but should be individually wrapped for easy distribution. Snacks sent in advance will be stored, so please label it with your child's name. A few healthy snack ideas are: granola bars, fruit bars, trail mix, fresh fruit, dried fruit, fresh vegetables, yogurt, string cheese, popcorn, animal crackers, graham crackers, pretzels, and low-fat pudding. I may occasionally send a request for napkin and paper product donations.

Spelling: Spelling words will be introduced each Monday a list will be sent home. Please help your child practice his or her spelling words nightly. Spelling tests will be on Friday. Please refer to the "Spelling Practice Fun" sheet for ideas on how to help make studying for spelling tests more enjoyable.

Story Time: I will read aloud to the children each week. Reading aloud to children helps them build listening and communication skills, as well as vocabulary, memory and language skills. It also helps them develop imagination and creativity.

Supplies – Please refer to our suggested first grade list of supplies. If your child runs out of something, I will notify you so that you can send in a replacement. If you would like to donate something to our classroom, we are always in need of the following: pencils, Crayola markers, glue sticks, napkins, plastic spoons, disinfecting wipes, Ziploc baggies of all sizes, etc.

Take Home Folder: PTSA has provided our students with Take Home Folders. Again, this is the KEY to school/home communication. Please help your child remember to bring their folder to school every day. Anything that is in the "Keep at Home" side should be taken out at home nightly. We will put notes, calendars, and special information on this side, so please be sure to go through these papers. Anything that is in the "Return to School" side needs your attention and should then be returned to school

Toys: Please encourage your child to leave toys, stuffed animals, etc. at home. First graders love to share all of their treasures; unfortunately, we do not have time to share all of them each day. We will have Show and Tell on birthdays and other special occasions. If children bring toys or other items from home, I will ask them to put it in their backpack and take it home. If it becomes a distraction, I will collect it and will send it home at a later time.

Transportation: Please make sure I know if there is a change in mode of transportation for your child. For your child's safety, I am not able to allow changes without parental notice. Please call me or the elementary office, or send a note about any changes.

Unfinished Work: If your child brings home unfinished work that does not have a note on it to return - then it is a special activity that we did and they ran out of time to complete it. You can help them finish it at home, but unless otherwise stated, it does not need to be returned.

Unique: Each student is unique. Children come with a variety of personalities and learning preferences. Some children are strong visual learners and can see a word once or twice and remember it forever. Other children are better auditory learners and can easily hear and blend sounds to figure out many words. Some children need a lot of structure and guidance; other children are very self-directed and learn best when they can choose topics about which they want to read and write. In our classroom, various instructional techniques and methods will be used to help all students be successful and to meet the individual needs of each student.

Us: Together we can be a powerful team in your child's education. I look forward to working with you! Please do not hesitate to contact me with your questions or concerns!

Visitors: School policy requires all guests to check in at the school office. It is important to remember that though this may seem like an inconvenience, it is our goal to create a safe school environment for your child.

Volunteers: We love to have volunteers to help us out in the classroom. Please let me know if you are interested in these opportunities. I appreciate your support!

Weather: Please send your child dressed for the weather. We will go outside for recess unless it is raining or it is too cold as determined by Administration.

During winter months, students should have a hat, gloves, snow pants, boots and a warm coat. If the student is not properly dressed, school policy states they will have to stand by the building and will not be allowed to play during recess.

During warmer weather, children wearing flip flops are not allowed to run on the playground, play soccer or kick ball, or play in the wood chip areas due to possible injuries, so please send your child in appropriate shoes.

Please refer to the Elementary Handbook for more detailed information regarding student dress.

Wish List: There is a "Giving Tree" located outside my room. There are paper apples on the tree that have items listed on them that are needed in our classroom but are not provided by the school. This is an opportunity for parents to donate to their child's classroom and help reduce out-of-pocket expenses for the teachers. You can "pick" an apple and have your child bring the item on it back to school. New apples will be hung on the tree throughout the school year. You may also give a monetary donation and I will use it to purchase needed items. **All donations are very much appreciated but are not expected!** These are a few things we are always in need of: card stock, ink for our classroom printer (HP 95 & HP 98), address and return address labels, colored Sharpie markers, pencils, glue sticks, napkins, plastic spoons, disinfecting wipes, prizes for the treasure chest, stickers, Ziploc baggies of all sizes, etc.

Word Wall Words: Students will learn 5 new word wall words each week. These words go along with our reading series and are sometimes words that cannot be sounded out, but must be memorized. We will practice Word Wall words daily at school.

X-periences: I know that the students will have many fun and interesting learning experiences this year! First grade is a time for students to enjoy school and become lifelong learners!!

Year: I look forward to seeing each student develop as a reader and writer during this year of first grade. First grade should be a year that makes your child love to learn! Please be sure to contact me if you have any questions or concerns.

You: Remember that YOU are your child's first and most important teacher! No one can influence your child's life the way that you can!

Zzzzz's: Please be sure your child gets plenty of sleep at night so he/she is well rested and ready for the challenges of first grade.

I am looking forward to working with each of you to make your child's first grade year a success! Thank you in advance for all of the support you give your child and our class throughout the year!

1st Grade Behavior Management

All students begin the day with their race car on the green light. When a rule is broken, students move their car from green to yellow or from yellow to red. Consequences do not start until their race car has moved from the red light to the Pit Stop.

Class Rules

1. Treat others the way you want to be treated.
2. Show respect to everyone.
3. Use kind words and actions.
4. Be a bucket filler.
5. Be safe.

Consequences

If a student chooses to break a rule...

1st Time - Move car to **yellow**

2nd Time - Move car to **red**

3rd Time - Move car to the **Pit Stop** (loss of 5 minutes of extra-curricular activity or 5 minutes after school)

* An extra 5 minutes will be added for every additional time a rule is broken and may result in a call or note home to parents.

** If students are able to keep their car on green, they will receive a penny on their desk at the end of each day. These coins can be traded in for prizes each week.




When helping your child read at home, several strategies may be used to aid in decoding unknown words.

1. Tell the child to look at the picture. You may tell the child the word is something that can be seen in the picture, if that is the case.
2. Tell the child to look for chunks in the word, such as **it** in sit, **at** in mat, or **and** and **ing** in standing.
3. Ask the child to get his/her mouth ready to say the word by shaping the mouth for the beginning letter.
4. Ask the child if the word looks like another word s/he knows. Does **bed** look like **red**?, for example.
5. Ask the child to go on and read to the end of the sentence. Often by reading the other words in context, the child can figure out the unknown word.
6. If the child says the wrong word while reading, ask questions like:

Does it make sense?

Does it sound right?

Does it look right?



Stuck on a word?



Eagle Eye - Look at the pictures!

- Look at the picture for clues



Lips the Fish - Get your lips ready!

- Say the first few sounds of the new word
- Read to the end of sentence and say it again



Stretchy Snake - Stretch it out!

- Stretch the word out slowly
- Put the sounds together



Chunky Monkey - Chunk the Word!

- Look for a chunk that you know (-at, -an)
- Look for a word part (-ing, -er)



Skippy Frog - Skip I t, Skip I t!

- Skip the word
- Read to the end of the sentence
- Hop back and READ I T, READ I T!



Tryin' Lion - Try it again!

- Try to reread the sentence
- Try a word that makes sense



Helpful Kangaroo - Ask for help!

- Ask for help (after you have tried all of the other strategies.)

Spelling Practice Fun

- **Rainbow Writing:** Write each spelling word first in pencil. Then trace over each word three times. Each time you trace, use a different color.
- **ABC Order:** Write your spelling words in ABC order!
- **Blue Vowels:** Write each of your spelling words, then trace over all of the vowels with a blue crayon, marker, or colored pencil.
Vowels = A E I O U
- **Bubble Letters:** Write your spelling words in bubble letters. Then color your words with crayon or colored pencil.
- **Three Times:** Write each spelling word three times. First, use pencil. Second, write each word in crayon. Third, write each word in marker.
- **Connect the Dots:** Write each spelling word in dots. Then connect them with a colored pencil.
- **Rhyming Words:** First write each spelling word, and then come up with a rhyming word for each one.
- **Colorful Words:** Write each spelling word. Use a different color for each letter in the word.
- **Picture Words:** Draw a picture and write your spelling words in the picture.

1st Grade 2011 - 2012 Supply List




































- *2 boxes of Crayola Crayons (24 in box)
- *1 - **4 oz.** bottle Glue (**Elmer's** Glue all, please)
- 2 **large** Elmer's Glue Stick
- Erasers that fit on the pencil
- Eraser - pink or green
- 1 box facial tissues (not family size)
- *8 -- #2 pencils (2 per quarter)
- *Scissors - Child size **Fiskars**, please
- *1 box **Prang** paints (Found at Office Max or order from Mrs. Van Vleet at school)
- 1 box Classic **Crayola** markers (with black)
- Book Bag or Backpack
- 1 old sock or cloth to be used as an eraser
- 1 container disinfecting wipes
- \$7.75 for the purchase of 8 markers, school box, and a folder
- 1 large box of Ziploc snack bags

Supplies that will be needed for Art:

*** Items do not have to be duplicated.**

- Prang paints
- Colored pencils and pencil sharpener
- #2 pencils - NO MECHANICAL
- Box of crayons
- Scissors
- Elmers glue bottle
- Crayola markers that contain the black marker

Mrs. White's 1st Grade Schedule 2011 - 2012

Monday	Tuesday	Wednesday	Thursday	Friday
Opening 8:20 - 8:40	Opening 8:20 - 8:40	Opening 8:20 - 8:40	Opening 8:20 - 8:40	Opening 8:20 - 8:40
Spelling 8:40 - 9:00 	Reading 8:40 - 9:40 	Reading 8:40 - 9:40	Reading 8:40 - 9:40 	Spelling 8:40 - 9:00
Reading 9:00 - 9:40	Reading Interventions 9:40 - 10:10	Reading Interventions 9:40 - 10:10	Reading Interventions 9:40 - 10:10	Reading 9:00 - 9:40
Reading Interventions 9:40 - 10:10	Reading 10:10 - 10:40 	Reading 10:10 - 10:40	Reading 10:10 - 10:40 	Reading Interventions 9:40 - 10:10
Reading 10:10 - 10:40 	Recess 10:40 - 11:00	Recess 10:40 - 11:00 	Recess 10:40 - 11:00	Recess 10:40 - 11:00
Wash	Wash	Wash	Wash	Wash
Lunch 11:05 - 11:25 	Lunch 11:05 - 11:25 	Lunch 11:05 - 11:25	Lunch 11:05 - 11:25 	Lunch 11:05 - 11:25
Weather 11:25 - 11:35	Weather 11:25 - 11:35	Weather 11:25 - 11:35	Weather 11:25 - 11:35	Weather 11:25 - 11:35 
Writing 11:35 - 12:00 	Writing 11:35 - 12:00	Writing/Spelling 11:35 - 12:00 	Writing 11:35 - 12:00	Writing 11:35 - 12:00
Math 12:00 - 12:50 	Math 12:00 - 12:50	Math 12:00 - 12:50	Math 12:00 - 12:50 	Math 12:00 - 12:50
Recess 12:50 - 1:05	PE 12:50 - 1:20 	Recess 12:50 - 1:05 	Recess 12:50 - 1:05	PE 12:50 - 1:20 
Guidance Social Studies/ Science 1:10 - 1:40 	Author's Chair / Snack 1:20 - 1:40 	Media Center 1:10 - 2:00 	Social Skill Snack 1:05 - 1:30 	Trade Coins / Snack 1:20 - 1:40
Snack 1:40 - 1:50	Poetry 1:40 - 2:00		Music 1:30 - 2:00 	Social Studies/ Science/Journal 1:40 - 2:10 
Art 1:50 - 2:30 	Music 2:00 - 2:30 	Social Studies/ Science/Journal Snack 2:00 - 2:30 	Story/Journal 2:00 - 2:30 	Art DEAR/Story 2:10 - 2:40 
Computer 2:30 - 2:50	Computer 2:30 - 2:50 	Computer 2:30 - 2:50 	Computer 2:30 - 2:50	Reading Rainbow 2:40 - 3:10 
Handwriting 2:50 - 3:00	Handwriting 2:50 - 3:00	Handwriting 2:50 - 3:00	Handwriting 2:50 - 3:00	
DEAR/Story 3:00 - 3:10	DEAR/Story 3:00 - 3:10 	DEAR/Story 3:00 - 3:10	DEAR 3:00 - 3:10	
<div>  Get Ready to Go Home 3:10 - 3:20 Dismiss at 3:20  </div>				